



### District Report Card: 2017


<b>State:</b> Haryana	<b>District:</b> Panipat
<b>Class:</b> 5	<b>Subject:</b> Language
<b>Schools:</b> 61	<b>Students:</b> 1176


### Participation/Coverage


#### Students

<div>GENDER</div> <div></div>	Boys				Girls			
	Number		%		Number		%	
	575		48.89		601		51.11	

<div>AREA</div> <div></div>	Rural				Urban			
	Number		%		Number		%	
	966		82.14		210		17.86	

<div>CATEGORY</div> <div></div>	SC		ST		OBC		GEN	
	Number	%	Number	%	Number	%	Number	%
	418	35.54	3	0.26	495	42.09	260	22.11

<div>CWSN</div> <div></div>	LD	VI	HI	S&LD	ID	Oth
	1	5	0	3	1	1

<div>Management</div> <div></div>	Government			Government-aided		
	Number		%	Number		%
	1152		97.96	24		2.04

### Average Performance of Students in Language (%)

Overall	Gender		Area		Management		Social Group			
	Male	Female	Rural	Urban	Govt.	Aided	SC	ST	OBC	GEN
52.85	52.74	52.95	52.57	54.13	52.70	60.00	49.67	48.89	53.64	56.49

### Performance on Learning Outcomes (LOs)

Learning Outcomes	Description	Average Performance(%)
L504	Reads and comprehends independently storybooks, news items/ headlines, advertisements etc.	48.35
L508	Reads text with comprehension, locates details and sequence of events	55.09

Range of Performance of Students who Answered Correctly							
Below 30%		30% - 50%		50% - 75%		Above 75%	
Number	%	Number	%	Number	%	Number	%
196	16.67	345	29.34	435	36.99	200	17.01

### Lowest Performing Learning Outcomes (LOs)

- 1 - Reads and comprehends independently storybooks, news items/ headlines, advertisements etc. (48.35)
- 2 - Reads text with comprehension, locates details and sequence of events (55.09)